



ADL-FibroComp **10.5" LCD Touch Screen Digital Microscope,** **8.0M, Android Pad**



ADL-FibroComp is the best sell LCD microscope on Alibaba.com, with 10.5" touch screen android pad and pre-installed S-Eye measure software, you can do all of the watch, capture, measure & analysis work on the high quality optical microscope, easily controlled by touch screen or USB mouse & keyboard, ADL-FibroComp is a real All-in-One combined model.

ADL-FibroComp microscope is equipped with high contrast achromatic objectives 4x10x40x100x, double layer mechanical stage & high brightness 3W LED Kohler illumination, upgradeable to infinity plan optical system, large 216x150 stage, dark field, polarizing, phase contrast & fluorescent watch method, it is ideal tools for both hospital & laboratory work.

AdLab Instruments Co., Ltd

Address : 20A Cuil Na Carriage, Ballymakeera, Co-Cork, Ireland (EU)

✉ E-mail: info@adlabinstruments.com 🌐 www.adlabinstruments.com



ADL-FibroComp (Upgrade 2022!)

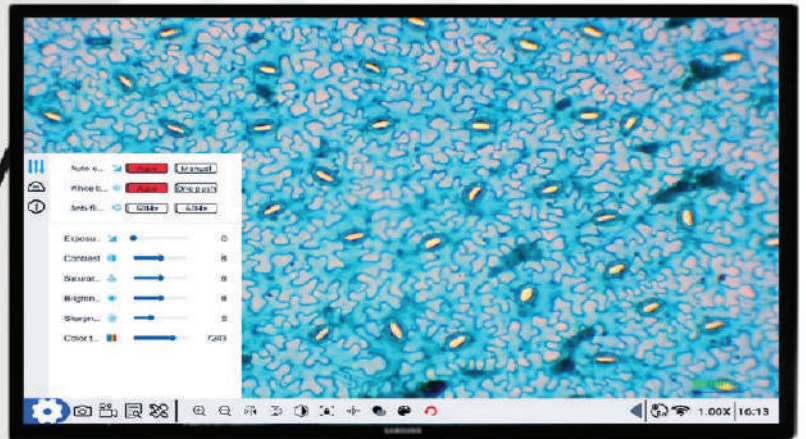
AdLab Instruments Co., Ltd

Address : 20A Cuil Na Carriage, Ballymakeera, Co-Cork, Ireland (EU)
✉ E-mail: info@adlabinstruments.com 🌐 www.adlabinstruments.com



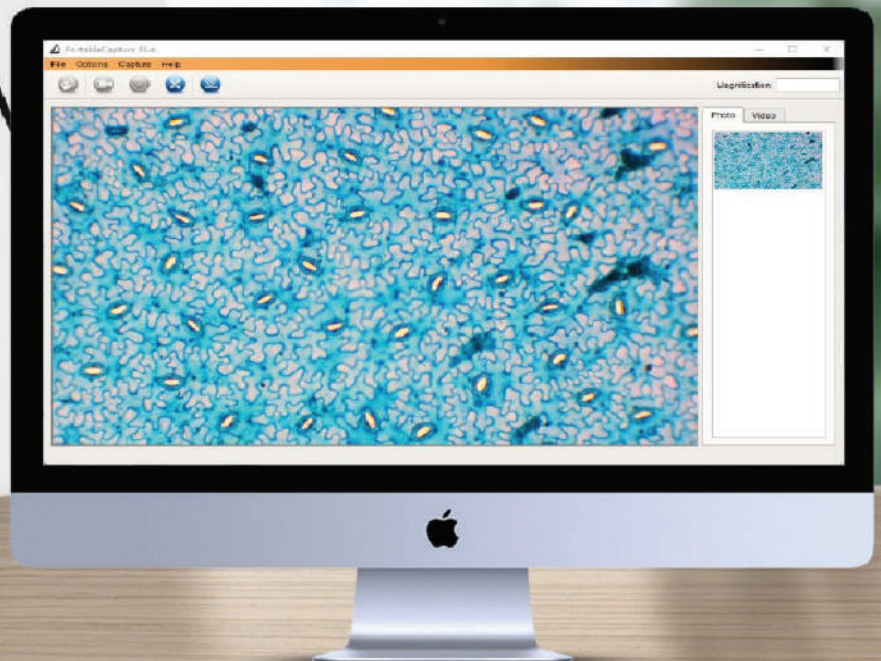
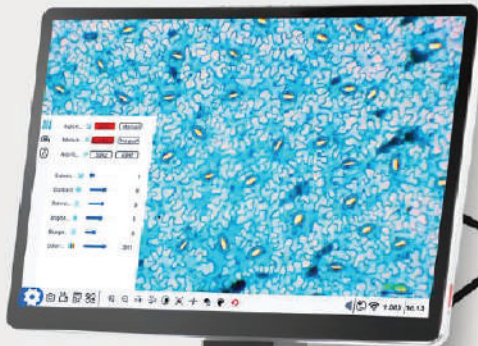
ADL-FibroComp Output

USB 3.0 to U Disk



HDMI

View Real Time Image On Large Screen Directly
No Need of Computer



LAN/USB OTG

LAN/USB OTG Copy File to Computer
(Not Support Real Time Image To Computer)

AdLab Instruments Co., Ltd

Address : 20A Cuil Na Carriage, Ballymakeera, Co-Cork, Ireland (EU)

✉ E-mail: info@adlabinstruments.com www.adlabinstruments.com

ADL-FibroComp Digital Microscope



ADL-FibroComp 10.5" Touch Screen Android Pad

- 10.5" Touch Screen Android Pad + 4K Digital Camera, All-in-One
- 8.0M 1/1.8" CMOS Digital Camera Resolution 3840*2158@30FPS
- Android 11 Tablet Built-in Memory RAM 2G + ROM 16G For Photo & Video Record
- USB3.0+HDMI+LAN Output, Touch Screen + USB Mouse & Keyboard Control
- Open & See Microscope Image Directly, Built-in Software For Measure & Analysis

LCD Screen	10.5" Touch Screen Tablet
Digital Camera	8.0M
Control Touch	Touch Screen USB Mouse & Keyboard
Measure	Built-in HDMI Measure
Output	HDMI, USB to U Disk, LAN, WIFI, Bluetooth
Storage	16G Memory
C-Mount	1.0x
Eyepiece	WF10x Dia.30mm
Objective	Achromatic 4x10x40x100x
Optical Magnification	40x-1000x
Magnification on LCD	121.2x-3030x
Working Stage	142x132mm/50x75mm
Dimension	20*28*58cm
Package	1pc / 1ctn, 53*33*54cm, G.W. 11.5Kg, 0.0922CBM
Features	Touch Screen Android Pad With Measure Software, Upgradeable To -Infinity Plan Objective -DF,PH,PL,FL
Application	Hospital, Laboratory



10.5" Android Pad + 8.0M Camera

Sharp Image | All-in-One | Phot & Video



Head & Eyepiece

Inclined 30°, Interpupillary 48-75mm, 360°

Rotatable, WF10x/20mm



Objective

Backward Quadruple Nosepiece

High Contrast Chromatic Free

4x, 10x, 40x(S), 100x(Oil, S)

AdLab Instruments Co., Ltd

Address : 20A Cuil Na Carriage, Ballymakeera, Co-Cork, Ireland (EU)

✉ E-mail: info@adlabinstruments.com  www.adlabinstruments.com



Mechanical Stage

Double Layer Working Stage With Slide Holder,
Size 142x132mm, Graphite Surface, Moving
Range 75x50mm



Condenser

Using High-power LED Light Source,
Equipped With Double Lens + Abbe
Condenser Design, The Light Source
Is Both Focused And Symmetrical

AdLab Instruments Co., Ltd

Address : 20A Cuil Na Carriage, Ballymakeera, Co-Cork, Ireland (EU)
✉ E-mail: info@adlabinstruments.com  www.adlabinstruments.com



Illumination

External Illumination, 3W/LED, Brightness Adjustable



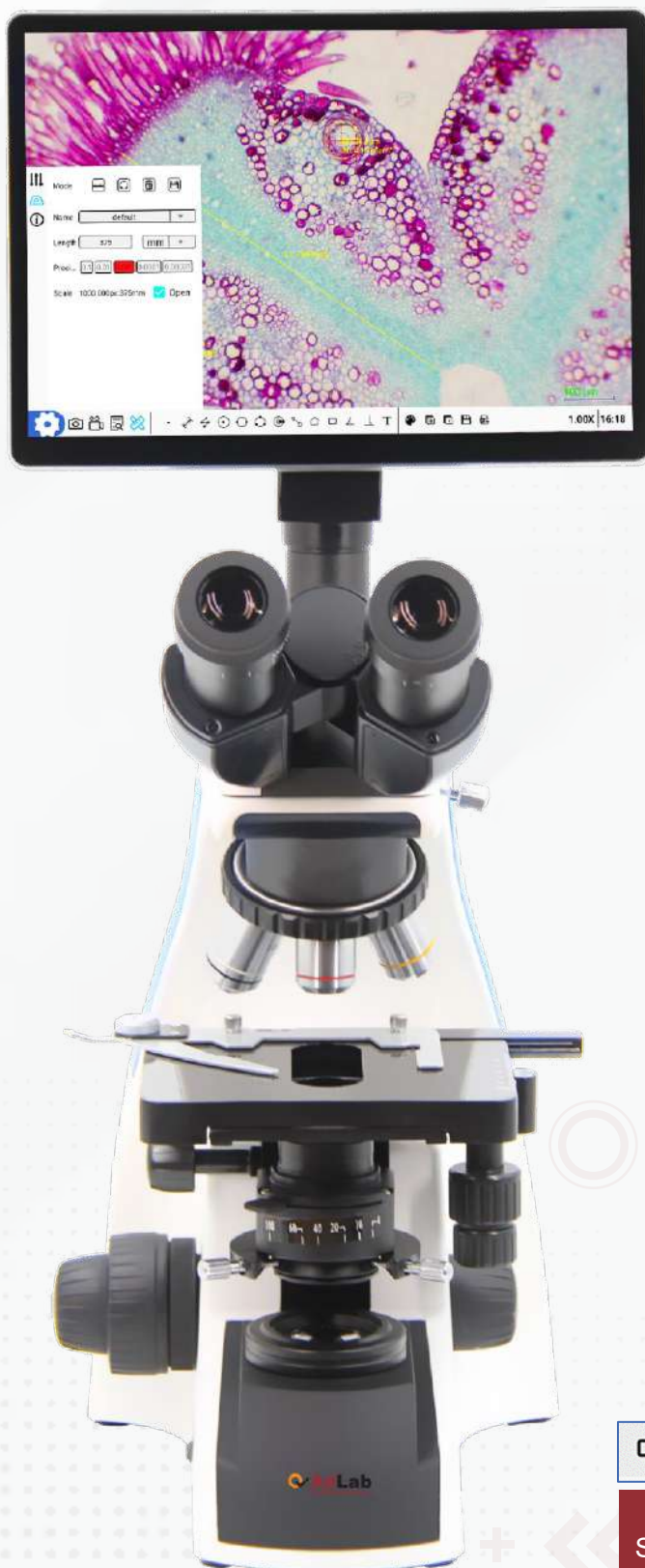
Release This Screw Before Use
Which fix & protect working stage during transportation

Easy Repair
Removable Cover For Easy Repair & Maintenance

AdLab Instruments Co., Ltd

Address : 20A Cuil Na Carriage, Ballymakeera, Co-Cork, Ireland (EU)
✉ E-mail: info@adlabinstruments.com 🌐 www.adlabinstruments.com

Touch Screen or Mouse Control (No Need Computer)



Setting, Photo Capture, Video Record, Preview, Measurement.



Digital Zoom In/Out (1x~16x), Mirror Image, Flip Image



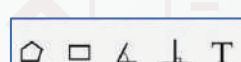
Black/White Mode, Image Freeze, Scale Switch, Parameter Reset, Color & Size Adjust



Point coordinates, straight line, dashes (end of right mouse button), drawing circle etc



2 Points Circle, 3 Points Circle, Concentric Circles, Circle Center Distance



Polygon, Rectangle, Angle, Point-Line Distance, Text Mark



Set Graph Color & Thickness, Delete One, Delete All, Save Screenshot, Export Measure Result



Click arrow to show more settings: Sound, Brightness, IE Brower, Explorer (USB Disk), Lan, WIFI, Time Set

AdLab Instruments Co., Ltd

Address : 20A Cuil Na Carriage, Ballymakeera, Co-Cork, Ireland (EU)

E-mail: info@adlabinstruments.com www.adlabinstruments.com

ADL-FibroComp Specification

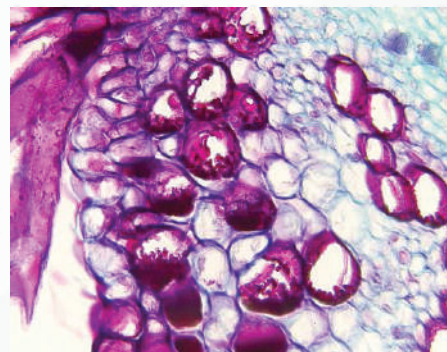
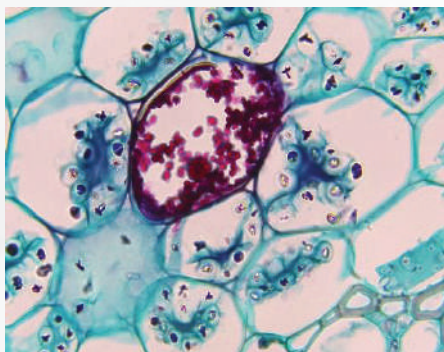
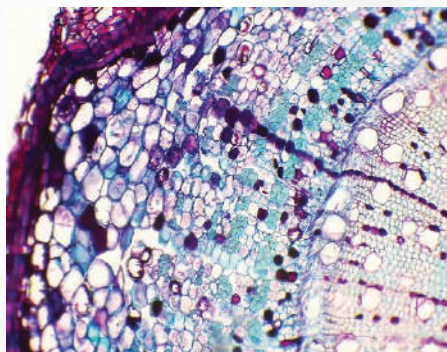
ADL-FibroComp 10.5" LCD Digital Biological Microscope	
Head	Trinocular Head, 30°Inclined, Interpupillary Distance 48 75mm, Both Eyepiece Tube Diopter Adjustable
Eyepiece	WF10x/20mm, Diopter Adjustable, Dia. 30mm
Objective	High Contrast Chromatic Free 4x, 10x, 40x(S), 100x(Oil, S)
Focus Knob	Coaxial Coarse & Fine Focusing, Fine Division 0.002mm, Coarse Stroke 37.7mm/Rotation, Focusing Range 24mm
Nosepiece	Quadruple, Backward With Click Stops
Stage	Double Layer Mechanical Stage 142x132mm, Graphite Surface, Moving Range 75x50mm
Condenser	Abbe Condenser N.A.1.25, Center Adjustable
Light Source	3W LED Brightness Adjustable
Adapter	C-Mount 0.5x
Package	53*32.5*53.5cm/11.5Kg, 1 Set/Carton

10.5" Touch Screen Android Pad Digital Camera, 8.0M Newly Update 2022!		
Spec	Model	ADL-FibroComp
	Sensor	1/1.8 CMOS Sensor
	Resolution	8M, 4 K, 3840 2158 30 FPS
	Pixel size	2.0 um* 2 0 um
	Screen	10.5 High Definition Touch Screen
	Memory	Built-in RAM 2 G, ROM 16 G
	System	Android 11 Tablet, Pre Installed Measure Software S Eye
	WIFI	2.4 GHz/ 5 GHz Dual band WIFI, Support WIFI 6
	Bluetooth	Bluetooth 5.0
	Output	HDMI to Monitor USB 3.0*2 to U Disk, or OTG to Computer For File Copy Gigabit LAN Port to Computer USB 2.0*1, to Mouse Keyboard
	Power	Output DC 12 V/ 2 A, Input 110 220 V Wide Range
Function	Measure Software	S-Eye 2 0 Measure Software, For All Kinds Measure Function
	Image Adjustment	Brightness, Contrast, Saturation, Color Temperature
	Camera Function	Mirror, Flip, Freeze, Black and White
	Control	USB Mouse Keyboard, Or Touch Screen Operation
	Photo	8.0M Image Capture
	Video	1080P Video
	Storage	Photo & Video Store to Built in 16 G Memory, or to USB Disk
	Marking	Point Coordinates, Crosshairs, Coordinate System, Text Annotations
	Length Measure	Straight Line, Folded Line, Curve Length, Parallel Line Distance, Point Line Distance
	Geometric Measure	Line Segment Length, Radius Fixed Circle, 2 Point Fixed Circle, 3 Point Fixed Circle, Concentric Circle, Radius Fixed Circle
	Area Measure	Polygon, Rectangle
	Languages	Android System Support 90 Languages
	Manual	Built-in Instruction Manual For Quick View

AdLab Instruments Co., Ltd

Address : 20A Cuil Na Carriage, Ballymakeera, Co-Cork, Ireland (EU)

✉ E-mail: info@adlabinstruments.com 🌐 www.adlabinstruments.com



Digital Microscope Optional Accessories

Eyepiece	WF16X/F.N.15mm
	Eyepiece
Nosepiece	Backward Quintuple Nosepiece
Dark Field	Dark Field Condenser, Dry, N.A.1.25
	Dark Field Condenser, Immersion, N.A.1.25~1.36
Polarizing	Polarizer & Analyzer
Adapter	Eyepiece Tube Adapter
	C-Mount 1.0x

WF10X/F.N.22mm



WF16X/F.N.15mm



WF20X/F.N.12mm



Eyepiece Tube Adapter



C-Mount 1.0x



Eyepiece Tube Adapter



AdLab Instruments Co., Ltd

Address : 20A Cuil Na Carriage, Ballymakeera, Co-Cork, Ireland (EU)

✉ E-mail: info@adlabinstruments.com 🌐 www.adlabinstruments.com

Dark field Viewing

Optional Dry Dark Field Condenser, and Immersion (Oil) Dark Field Condenser, can be installed on condenser holder to get ideal dark field view.

Dark Field Condenser, Dry



Dark Field Condenser, Immersion

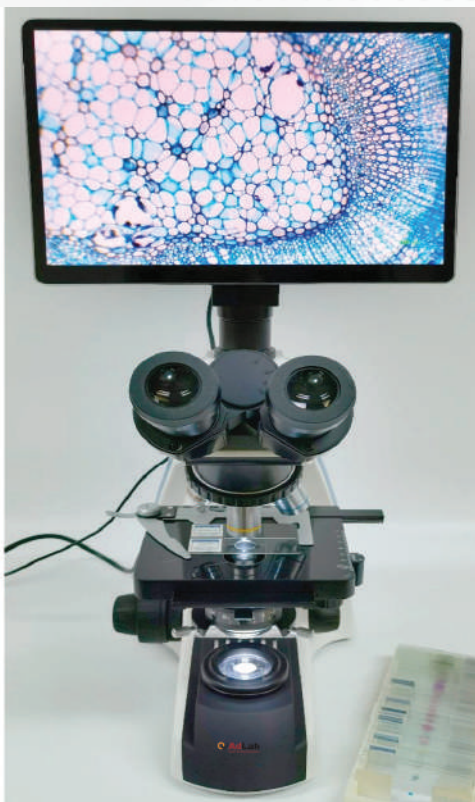
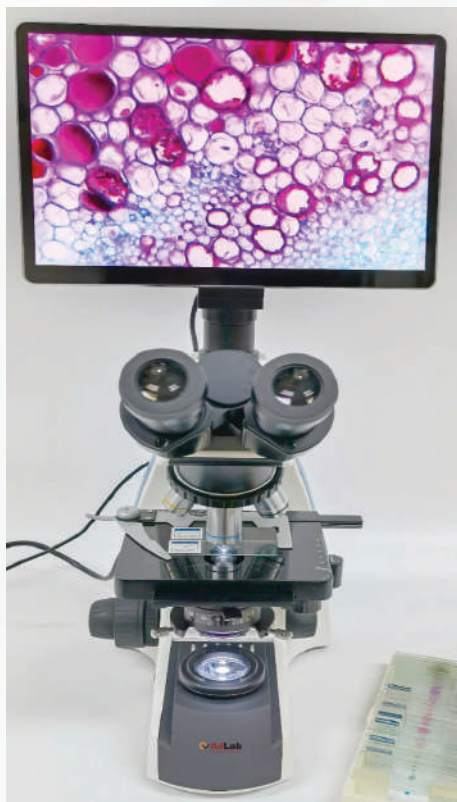


Polarizing Viewing

Optional Polarizer & Analyzer Set Polarizer can be put on the light collector, Analyzer slide can be inserted into socket on nosepiece. Turn polarizer by manual, can get polarizing view for collagen, amyloid and crystal etc. double refracting specimen.



ADL-FibroComp More Pictures



**Technical Data Subject to change without notice.*

Bangladesh Agent

M.B TRADE CORPORATION

House: 57(1st Floor), Road No: 14, Sector: 13, Uttara, Dhaka-1230

Phone: +88 01977379666, +88 01977379667, Email: info@mbtradebd.com

AdLab Instruments Co., Ltd

Address : 20A Cuil Na Carriage, Ballymakeera, Co-Cork, Ireland (EU)

✉ E-mail: info@adlabinstruments.com 🌐 www.adlabinstruments.com